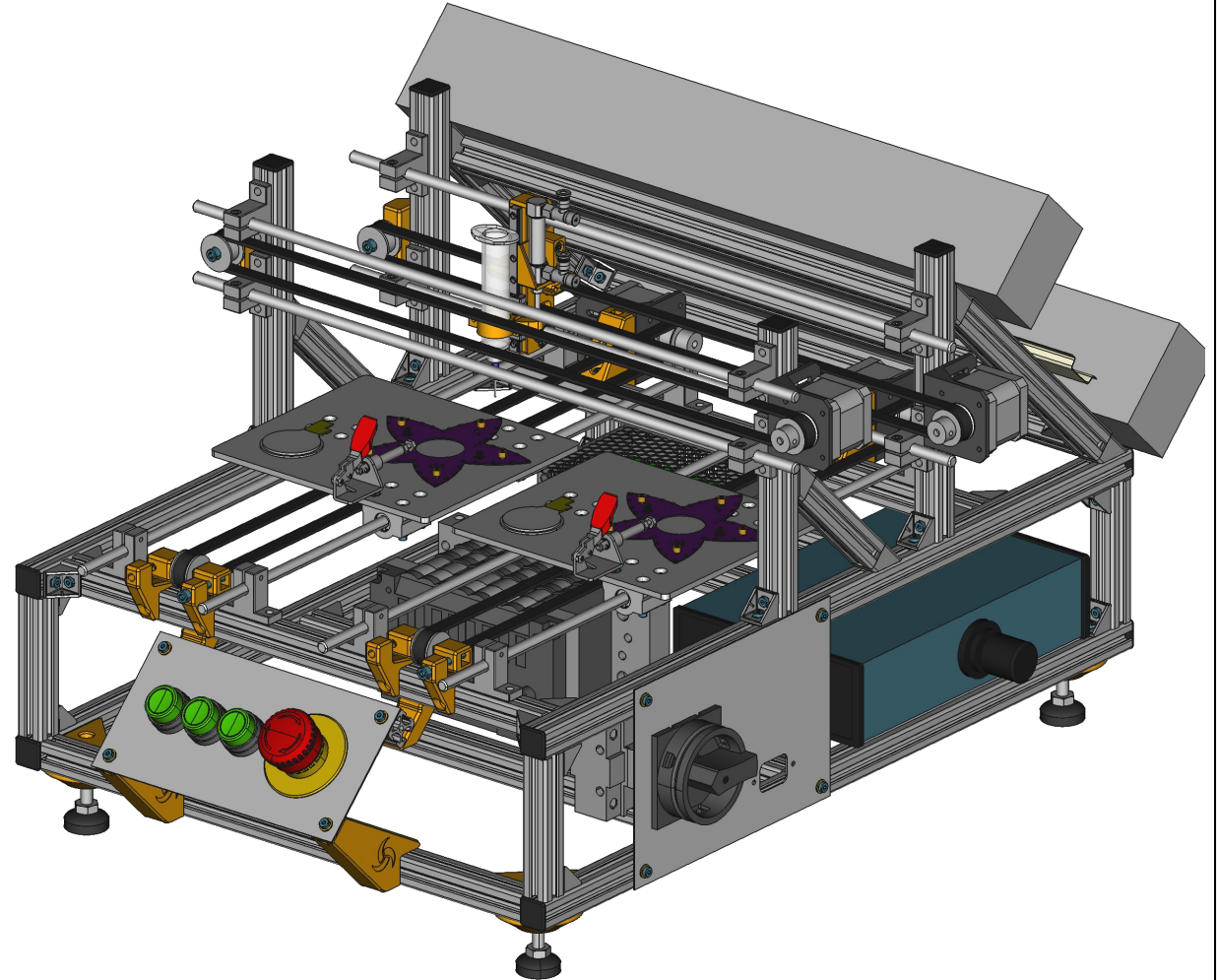


# CNC Adhesive Applicator



## Location

## Description

|      |  |
|------|--|
| +TS1 | DIN rails on the back of the machine   |
| +T1  | Signal tower                           |
| +P1  | Button panel on the front              |
| +G1  | Gantry area with two beds and 2 x-axes |
| +E1  | Enclosed space beneath gantry          |
| +S1  | Power supply panel                     |
| +A1  | Air preparation                        |

## Wire Color

## Description

|      |                    |
|------|--------------------|
| RD   | +24V Supply        |
| BK   | 0V Supply          |
| DBU  | 24V Control Signal |
| GNYE | Protective Earth   |

Author: rahix

Title: CNC Adhesive Applicator

Size: A4

Sheet: 1/22

Function:

Location:

Cover Sheet

This work is licensed under CC-BY-SA-4.0

Date: 2023-05-02

Rev: A

| <i>Position</i> | <i>Title</i>                   | <i>Location (+)</i> |
|-----------------|--------------------------------|---------------------|
| 1               | Cover Sheet                    |                     |
| 2               | Sheet Overview                 |                     |
| 3               | Change Log                     |                     |
| 4               | Change Log                     |                     |
| 5               | Change Log                     |                     |
| 7               | Power Supply                   | +S1                 |
| 8               | Potential Distribution         | +TS1                |
| 9               | Safety Circuit                 | +TS1                |
| 10              | Buttons & Indicators           | +TS1                |
| 11              | Limit Switches                 | +TS1                |
| 12              | Air Supply                     | +TS1                |
| 13              | Electro-Pneumatics: Dispenser  | +TS1                |
| 14              | Electro-Pneumatics: Gripper    | +TS1                |
| 15              | Electro-Pneumatics: Reserves   | +TS1                |
| 16              | Poppy Logic Controller         | +TS1                |
| 17              | Arduino/GRBL Motion Controller | +TS1                |
| 18              | Dispenser Controller           | +E1                 |
| 19              | Part List                      |                     |
| 20              | Part List                      |                     |
| 21              | Part List                      |                     |
| 22              | Part List                      |                     |
| 23              | Part List                      |                     |

# Change Log

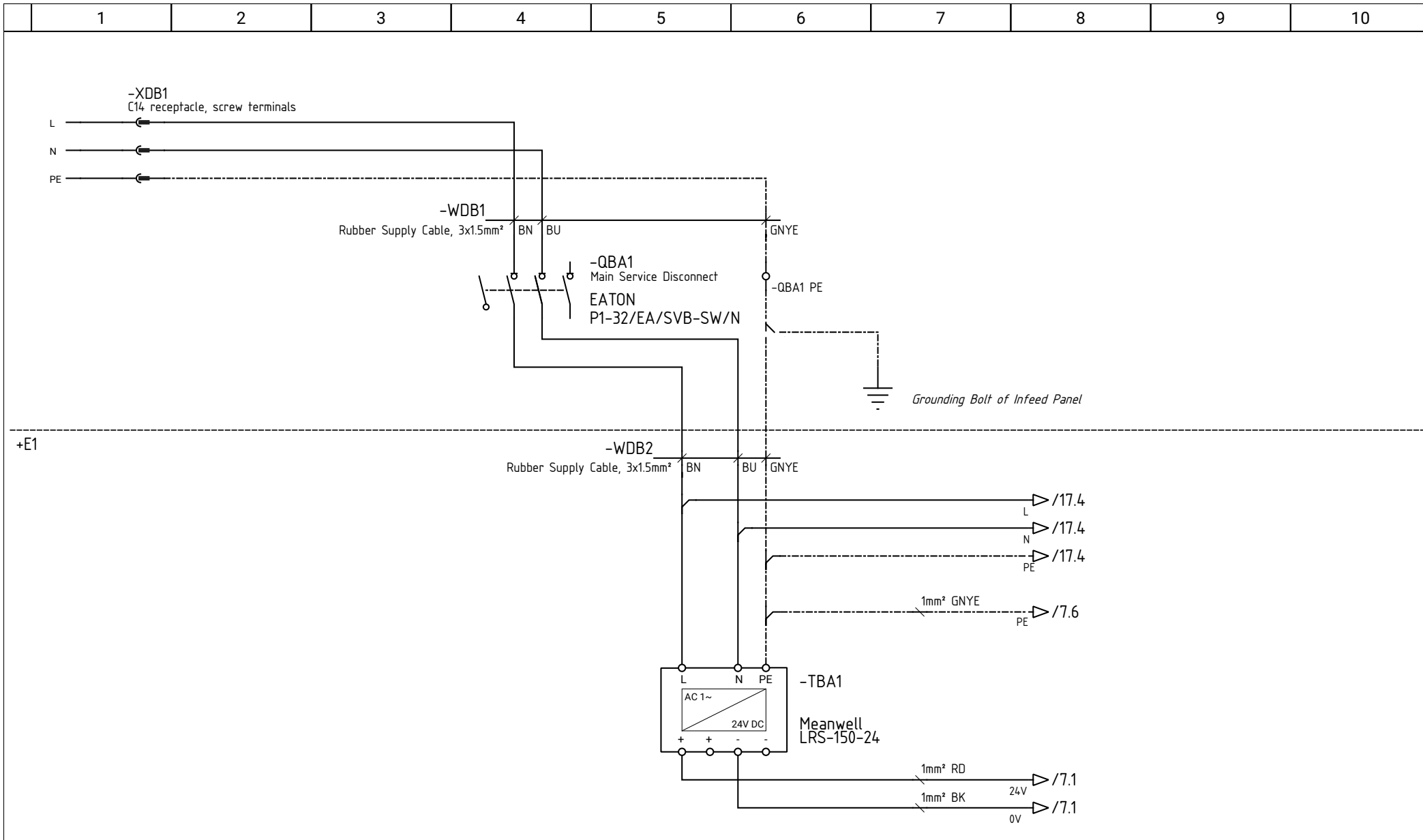
| Date | Page(s) | Name | Change Description |
|------|---------|------|--------------------|
|      |         |      |                    |

# Change Log

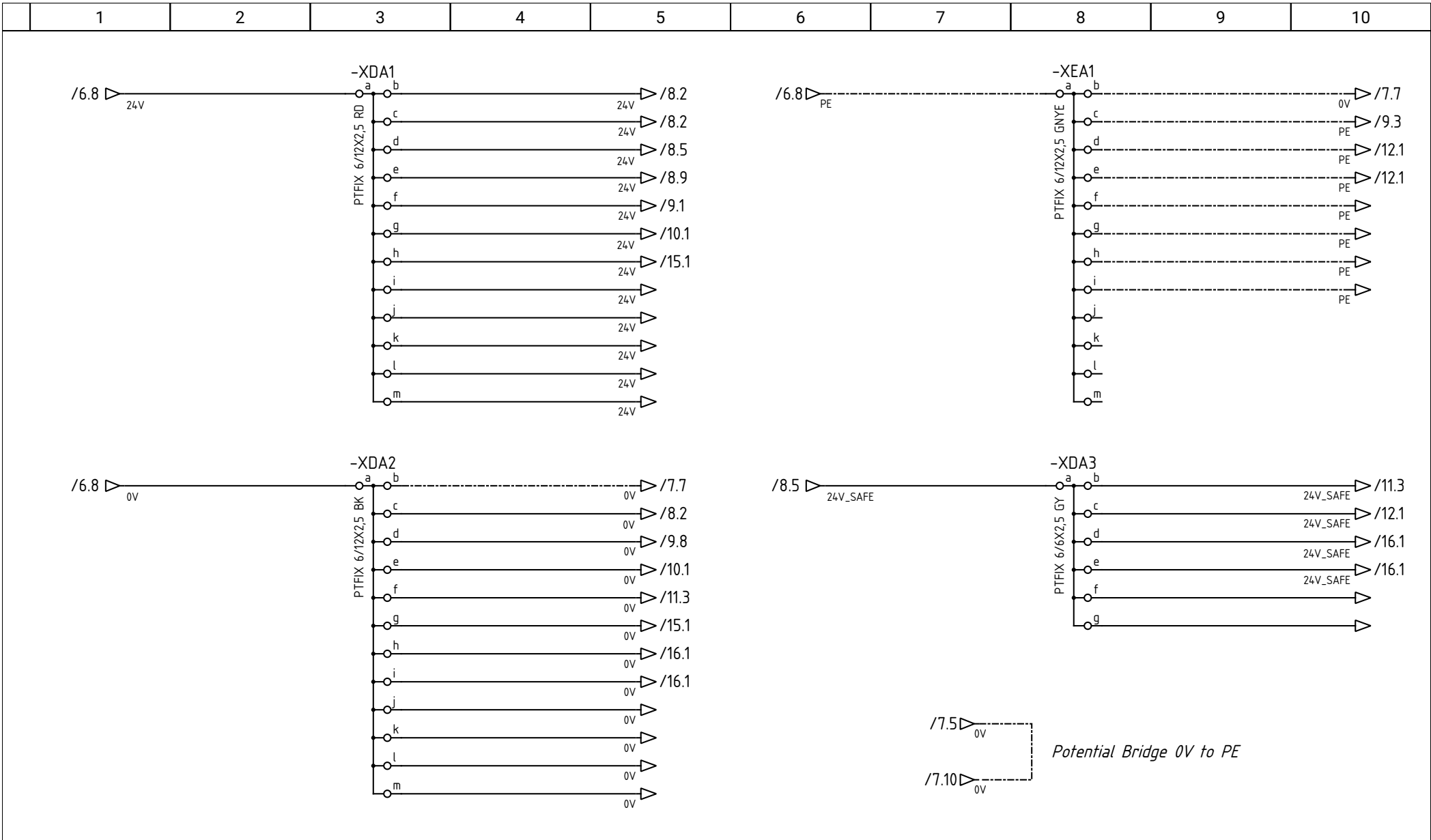
| Date | Page(s) | Name | Change Description |
|------|---------|------|--------------------|
|      |         |      |                    |

# Change Log

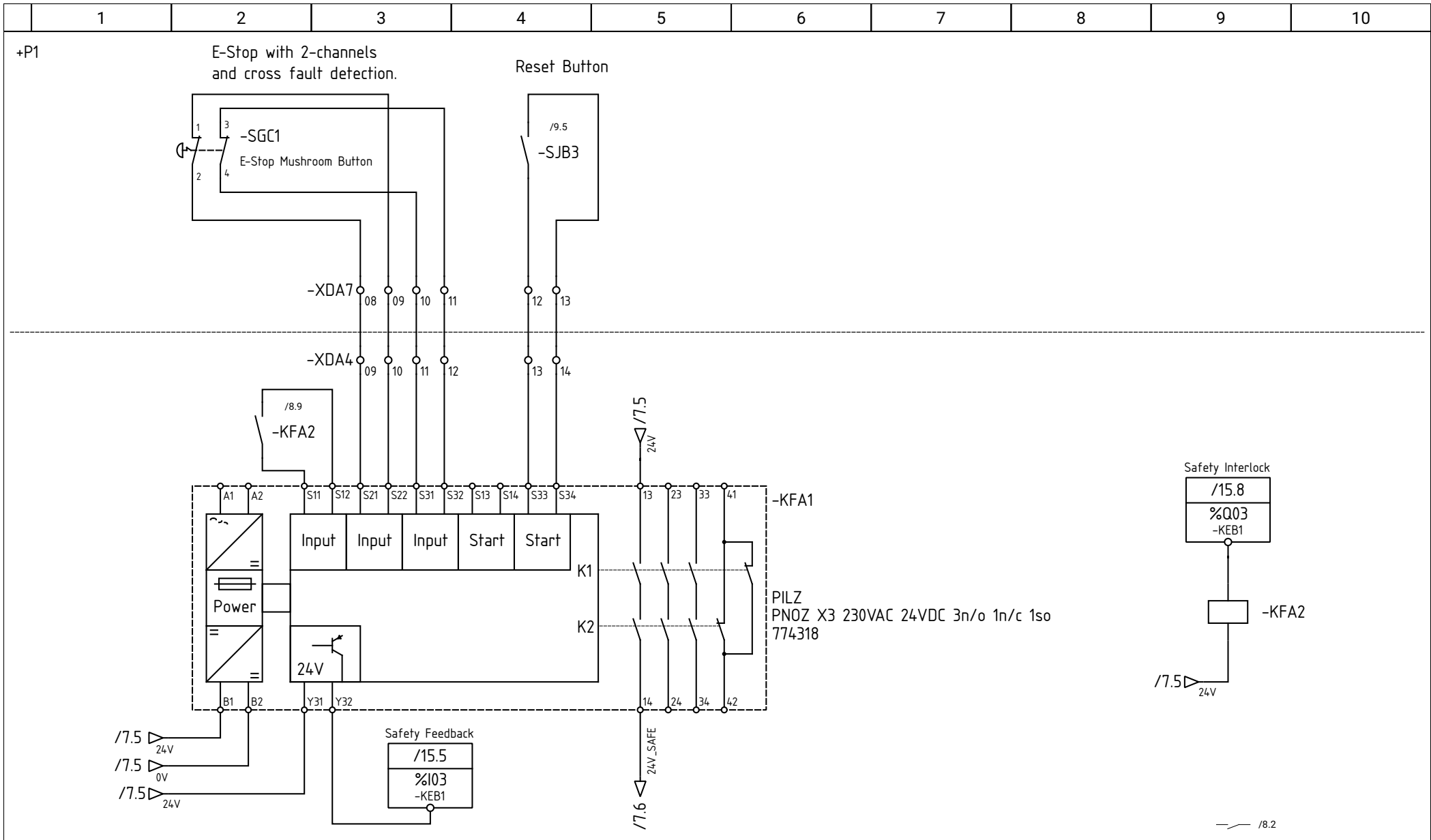
| Date | Page(s) | Name | Change Description |
|------|---------|------|--------------------|
|      |         |      |                    |



|                       |               |                                |  |               |  |  |
|-----------------------|---------------|--------------------------------|--|---------------|--|--|
|                       | Author: rahix | Title: CNC Adhesive Applicator | Size: A4                                 | Sheet: 6/22   |  |  |
| <h2>Power Supply</h2> |               |                                | Function:                                | Location: +S1 |  |  |
|                       |               |                                | This work is licensed under CC-BY-SA-4.0 |               |  |  |
|                       |               |                                | Date: 2023-05-02                         | Rev: A        |  |  |



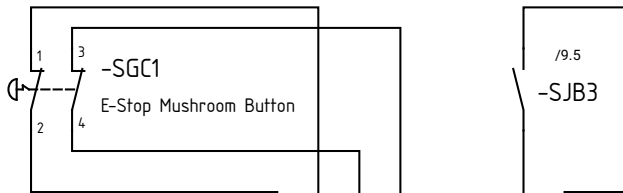
|                               |  |               |                                |          |  |                |
|-------------------------------|--|---------------|--------------------------------|----------|--|----------------|
| <b>Potential Distribution</b> |  | Author: rahix | Title: CNC Adhesive Applicator | Size: A4 | Sheet: 7/22                              |                |
|                               |  |               |                                |          | Function:                                | Location: +TS1 |
|                               |  |               |                                |          | This work is licensed under CC-BY-SA-4.0 |                |
|                               |  |               |                                |          | Date: 2023-05-02                         | Rev: A         |



+P1

E-Stop with 2-channels  
and cross fault detection.

Reset Button

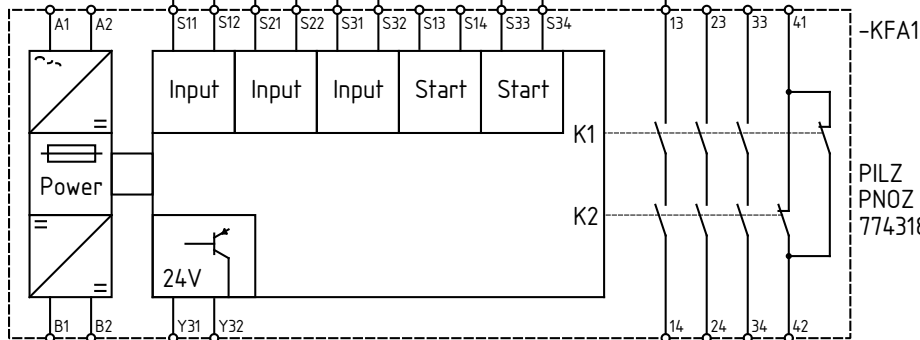
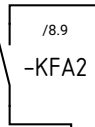


-XDA7 08 09 10 11

12 13

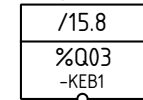
-XDA4 09 10 11 12

13 14



PILZ  
PNOZ X3 230VAC 24VDC 3n/o 1n/c 1so  
774318

Safety Interlock



-KFA2

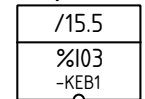
/7.5 24V

/7.5 24V

/7.5 0V

/7.5 24V

Safety Feedback



/7.6 24V\_SAFE

/8.2

Author: rahix

Title: CNC Adhesive Applicator

Size: A4

Sheet: 8/22

Function:

Location: +TS1

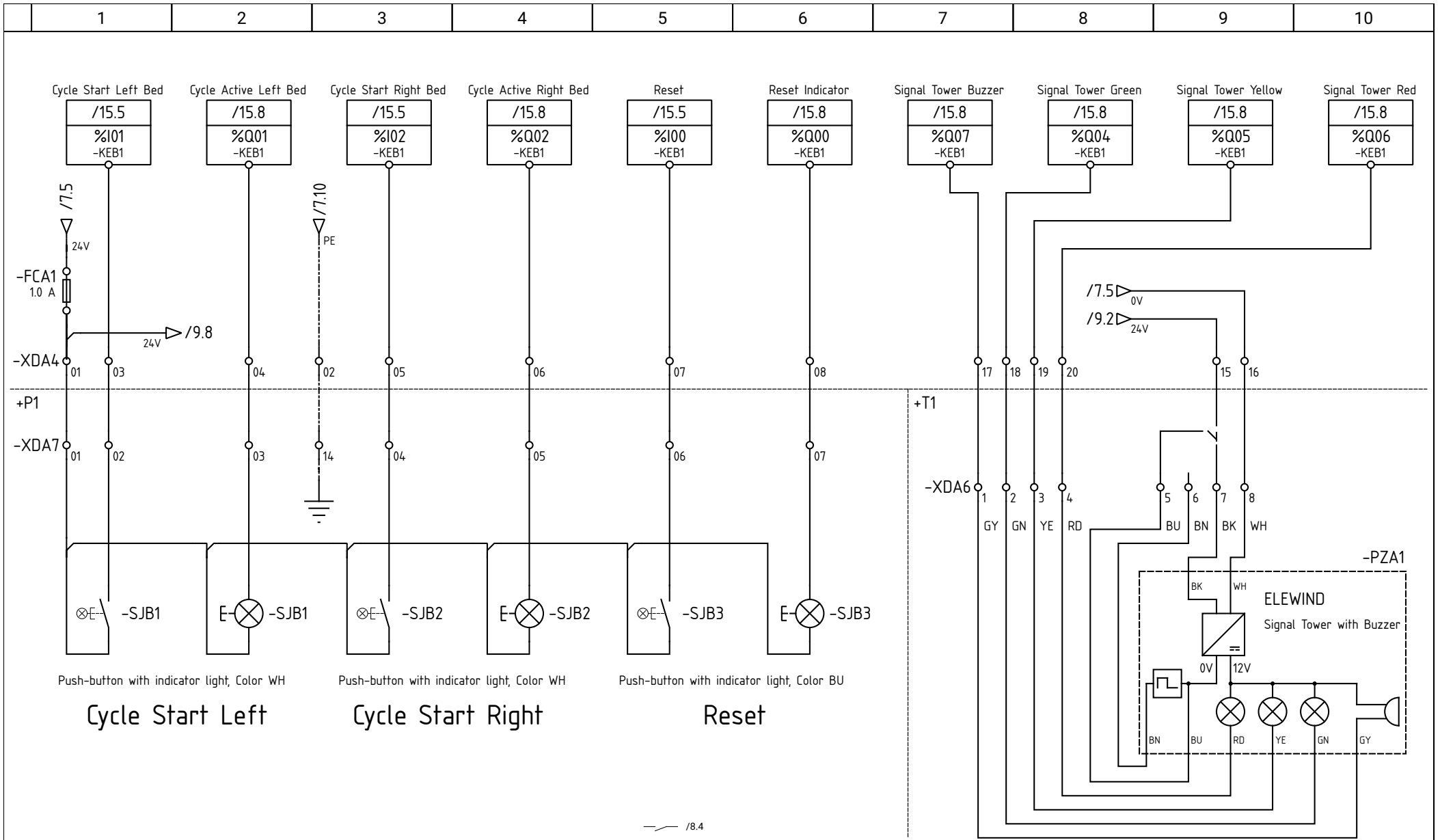
Safety Circuit

This work is licensed under CC-BY-SA-4.0

Date: 2023-05-02

Rev: A





Author: rahix

Title: CNC Adhesive Applicator

Size: A4

Sheet: 9/22

Function:

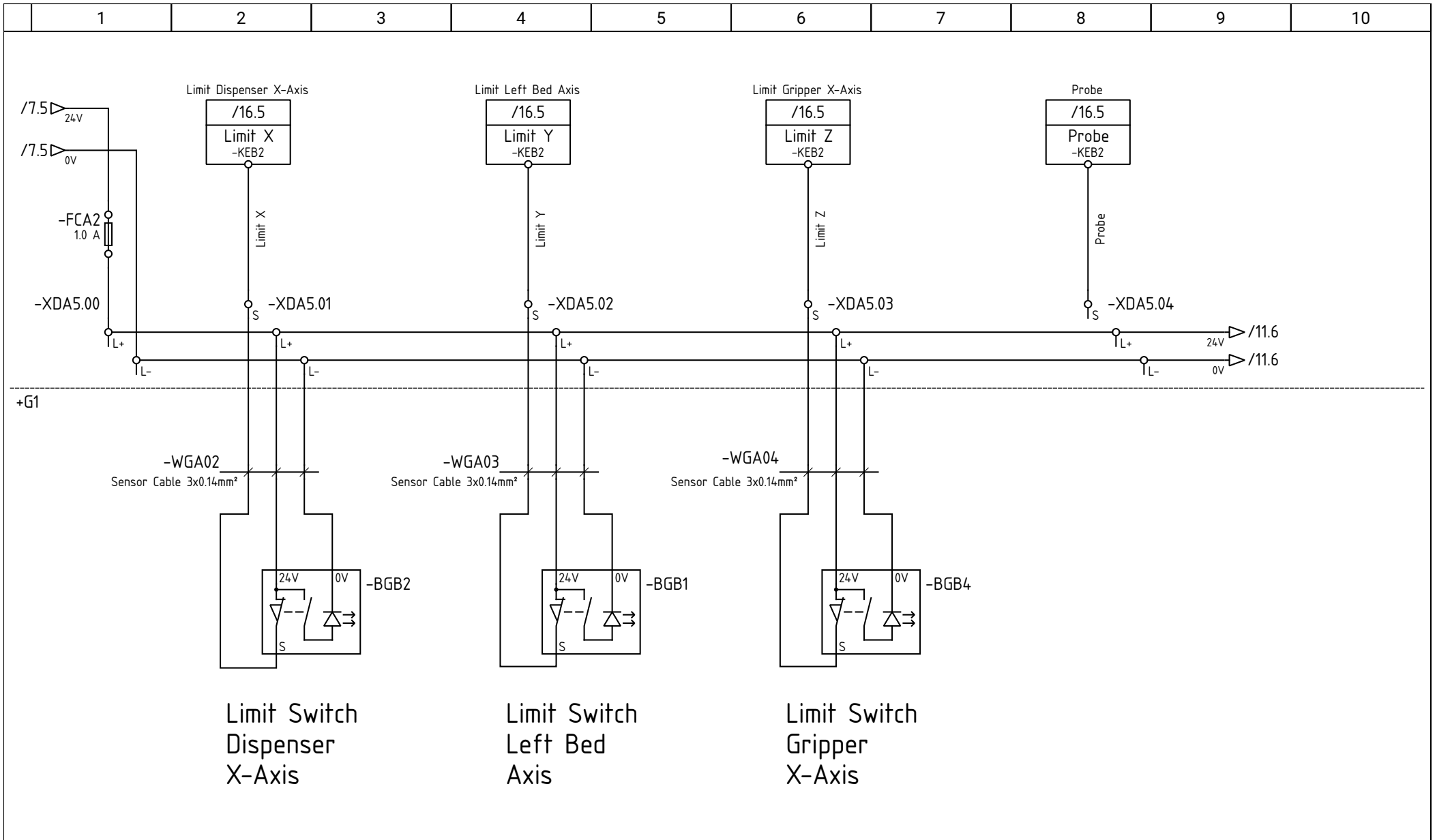
Location: +TS1

## Buttons & Indicators

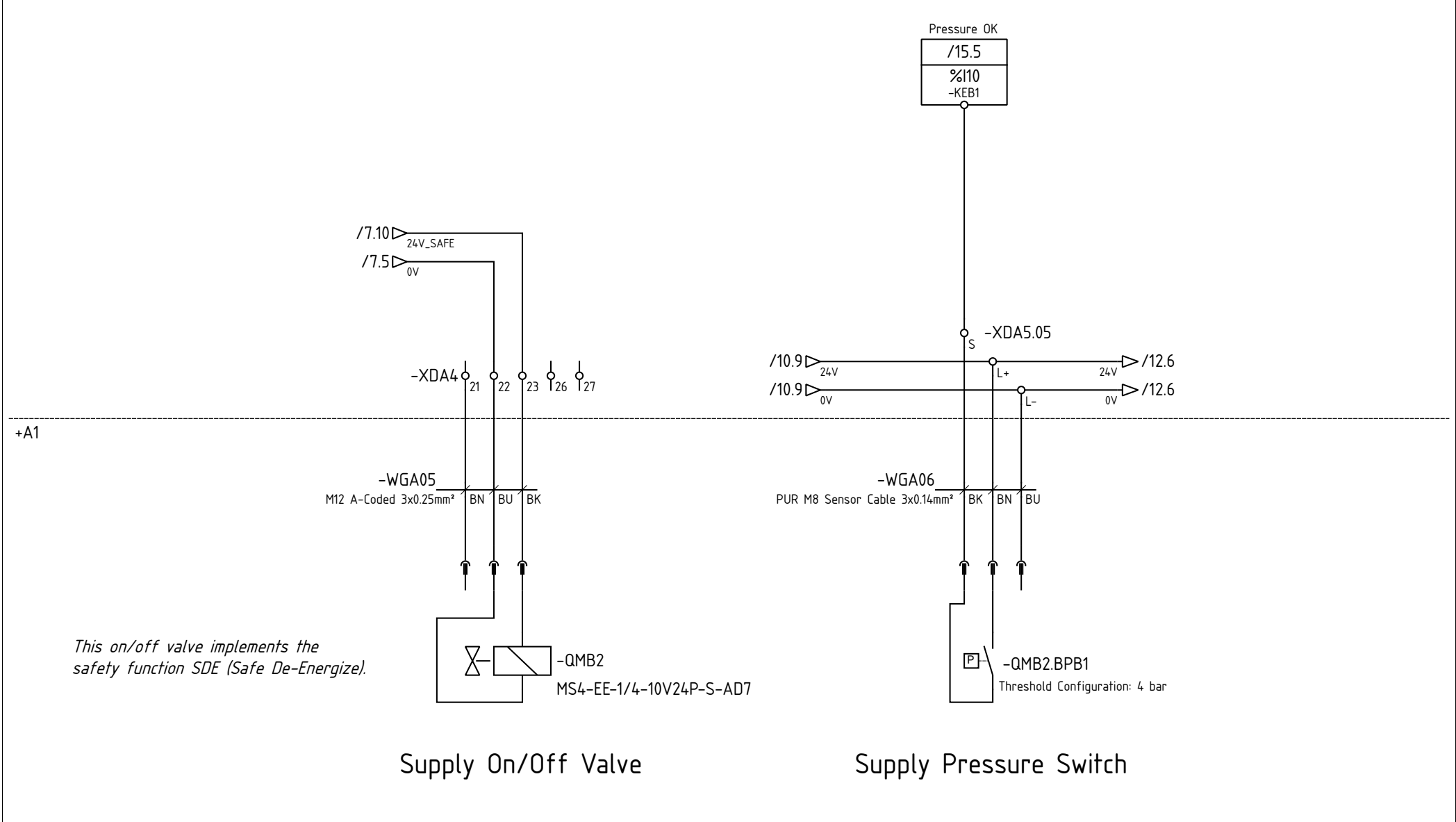
This work is licensed under CC-BY-SA-4.0

Date: 2023-05-02

Rev: A

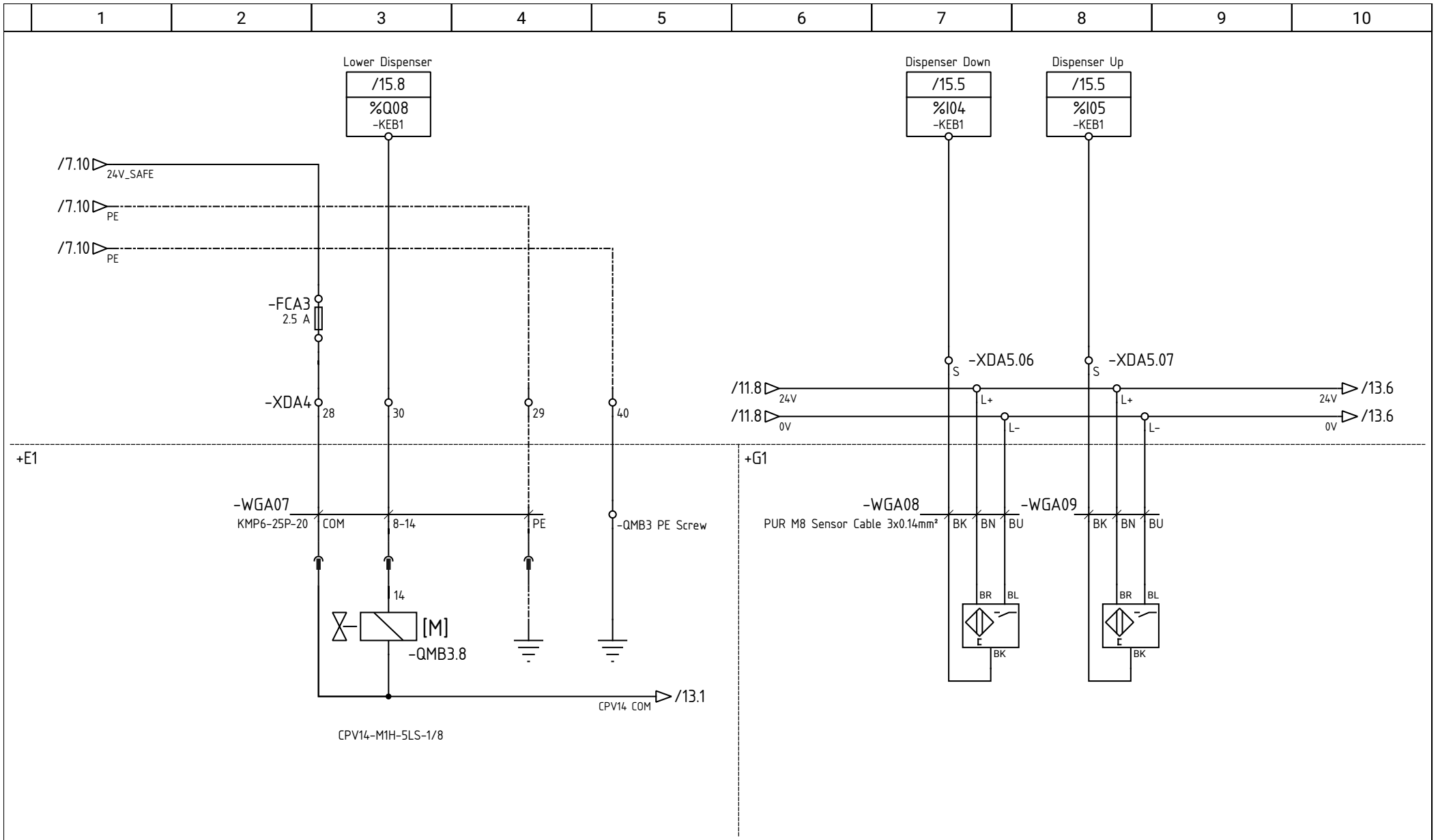


|                |               |                                |  |                |  |        |
|----------------|---------------|--------------------------------|--|----------------|--|--------|
|                | Author: rahix | Title: CNC Adhesive Applicator | Size: A4                                 | Sheet: 10/22   |  |        |
| Limit Switches |               |                                | Function:                                | Location: +TS1 |  |        |
|                |               |                                | This work is licensed under CC-BY-SA-4.0 |                |  |        |
|                |               |                                | Date: 2023-05-02                         |                |  | Rev: A |

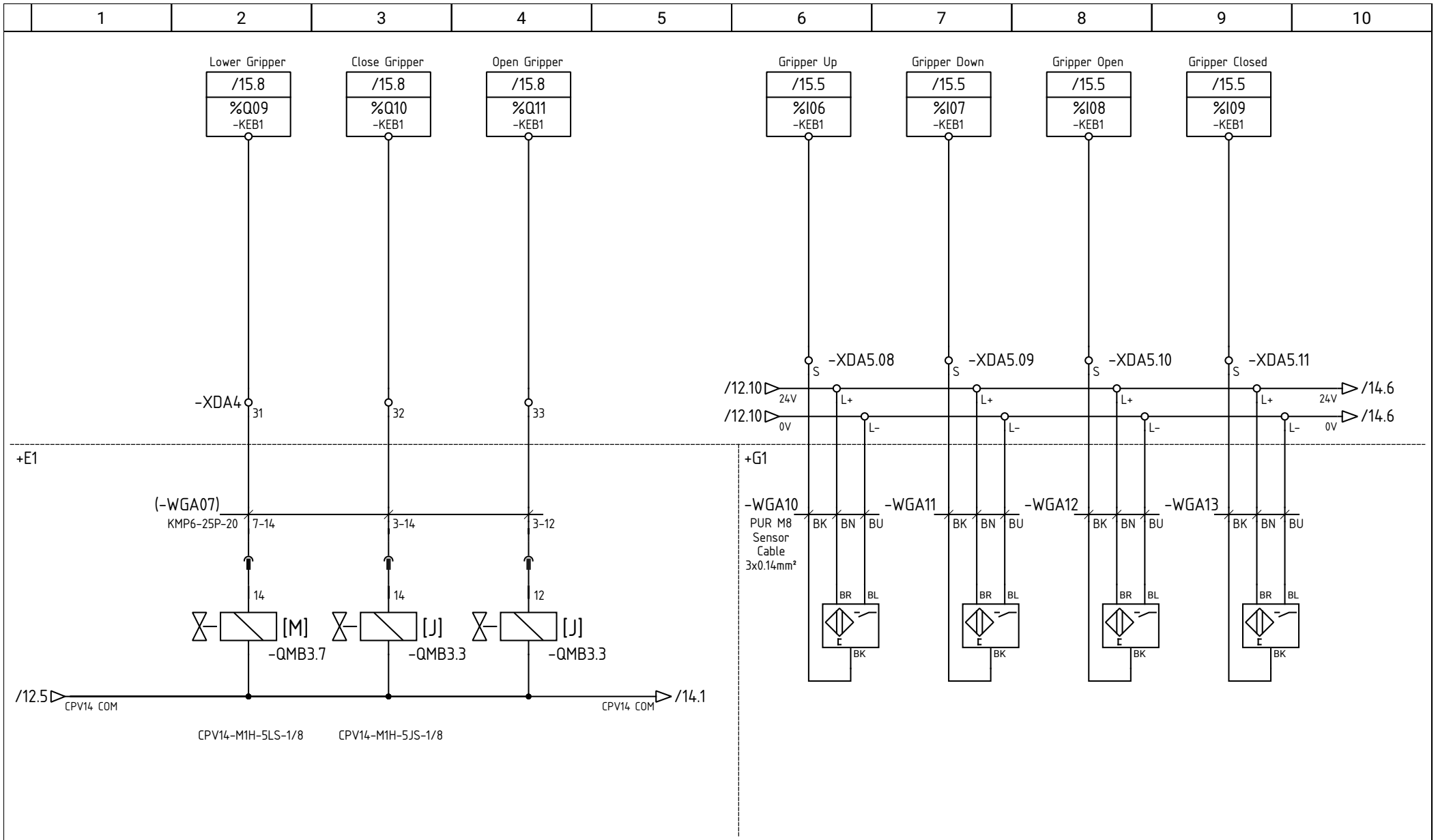


*This on/off valve implements the safety function SDE (Safe De-Energize).*

|  |                   |                                |          |  |                |
|--|-------------------|--------------------------------|----------|--|----------------|
|  | Author: rahix     | Title: CNC Adhesive Applicator | Size: A4 | Sheet: 11/22                             |                |
|  | <b>Air Supply</b> |                                |          | Function:                                | Location: +TS1 |
|  |                   |                                |          | This work is licensed under CC-BY-SA-4.0 |                |
|  |                   |                                |          | Date: 2023-05-02                         | Rev: A         |



|  |                                |  |                |
|--|--------------------------------|--|----------------|
| Author: rahix                          | Title: CNC Adhesive Applicator | Size: A4                                 | Sheet: 12/22   |
| <h3>Electro-Pneumatics: Dispenser</h3> |                                | Function:                                | Location: +TS1 |
|  |                                | This work is licensed under CC-BY-SA-4.0 |                |
|  |                                | Date: 2023-05-02                         | Rev: A         |



Author: rahix

Title: CNC Adhesive Applicator

Size: A4

Sheet: 13/22

Function:

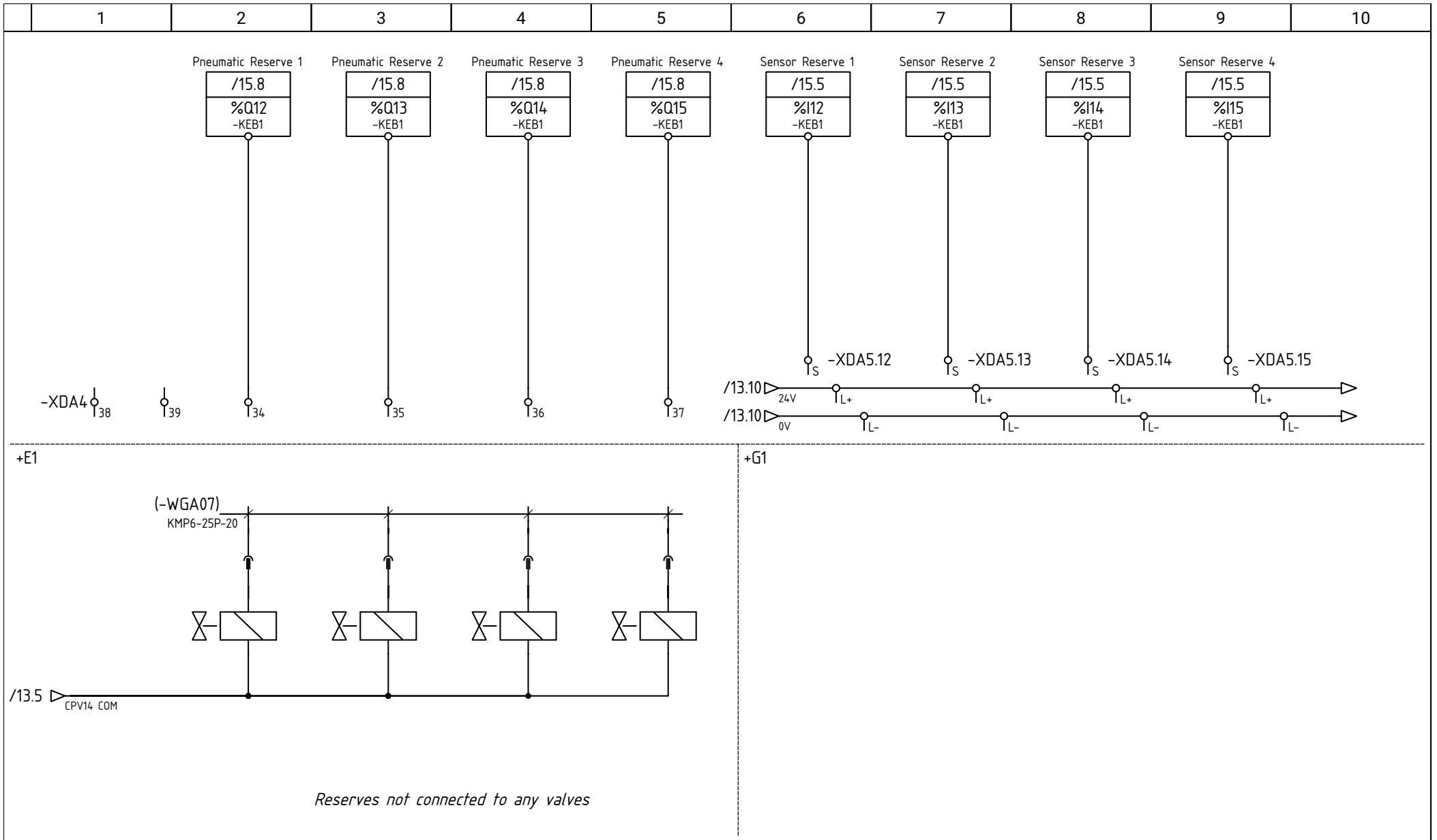
Location: +TS1

### Electro-Pneumatics: Gripper

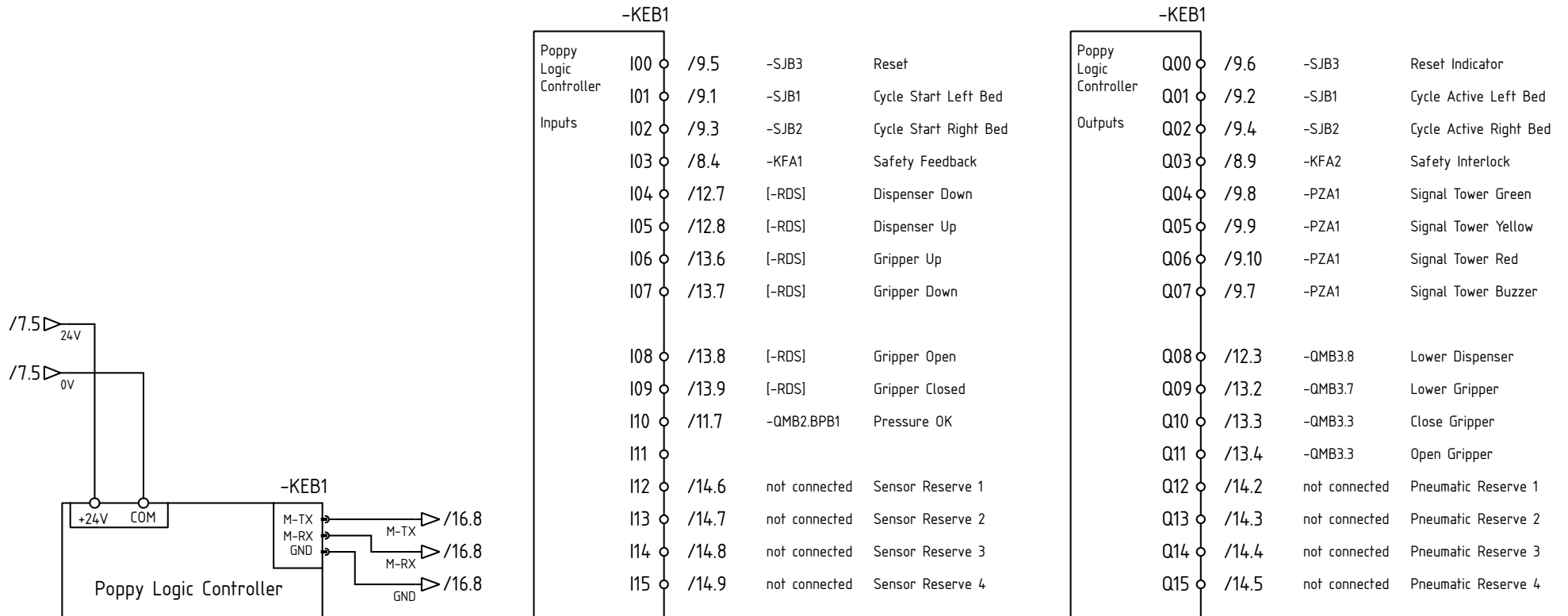
This work is licensed under CC-BY-SA-4.0

Date: 2023-05-02

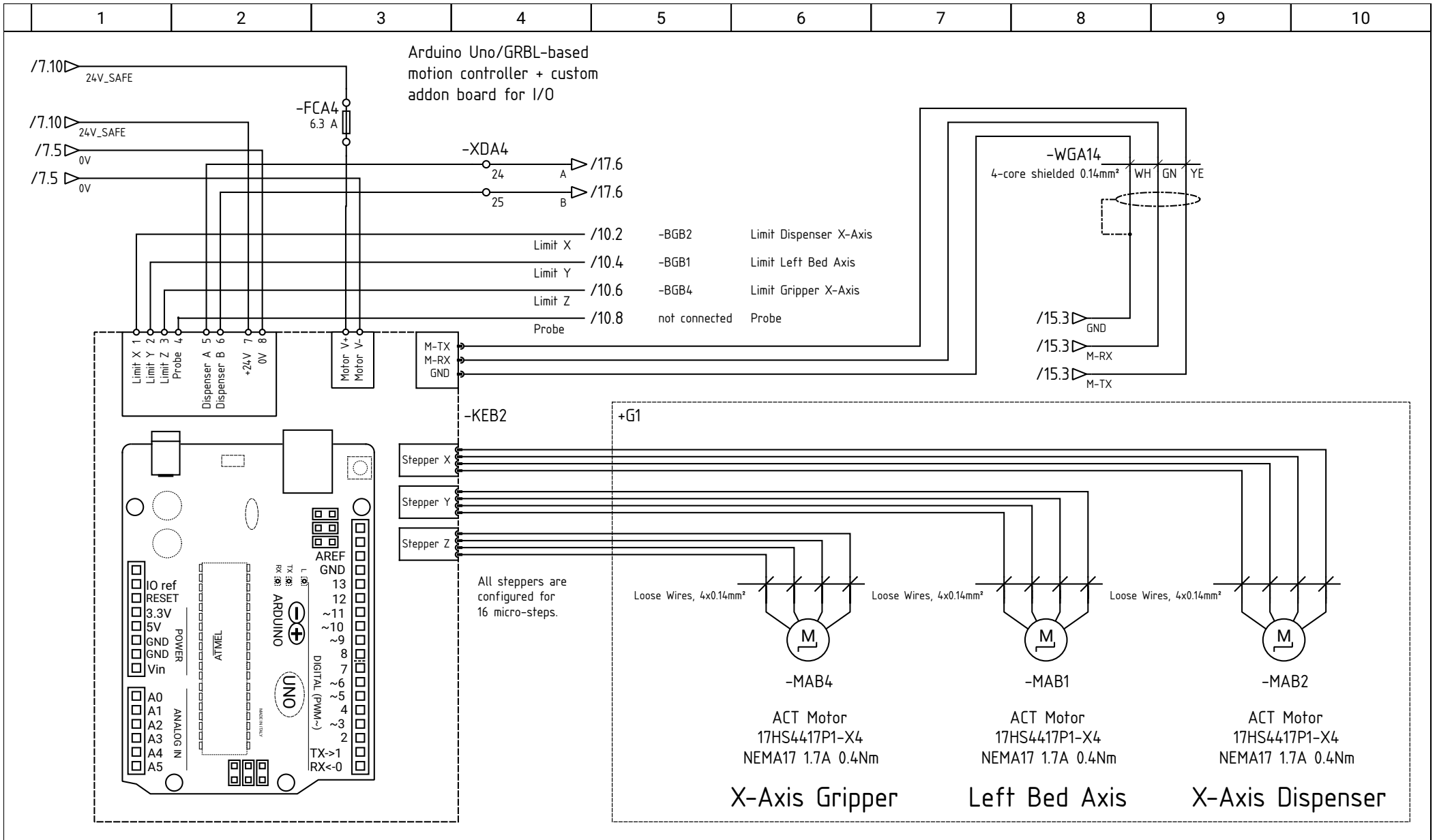
Rev: A



|                                     |                                |  |                |
|-------------------------------------|--------------------------------|--|----------------|
| Author: rahix                       | Title: CNC Adhesive Applicator | Size: A4                                 | Sheet: 14/22   |
| <b>Electro-Pneumatics: Reserves</b> |                                | Function:                                | Location: +TS1 |
|                                     |                                | This work is licensed under CC-BY-SA-4.0 |                |
|                                     |                                | Date: 2023-05-02                         | Rev: A         |



|                                 |                                |   |              |
|---------------------------------|--------------------------------|---|--------------|
| Author: rahix                   | Title: CNC Adhesive Applicator | Size: A4                                      | Sheet: 15/22 |
| <h2>Poppy Logic Controller</h2> |                                | Function:                      Location: +TS1 |              |
|                                 |                                | This work is licensed under CC-BY-SA-4.0      |              |
|                                 |                                | Date: 2023-05-02                              | Rev: A       |



Author: rahix

Title: CNC Adhesive Applicator

Size: A4

Sheet: 16/22

## Arduino/GRBL Motion Controller

Function:

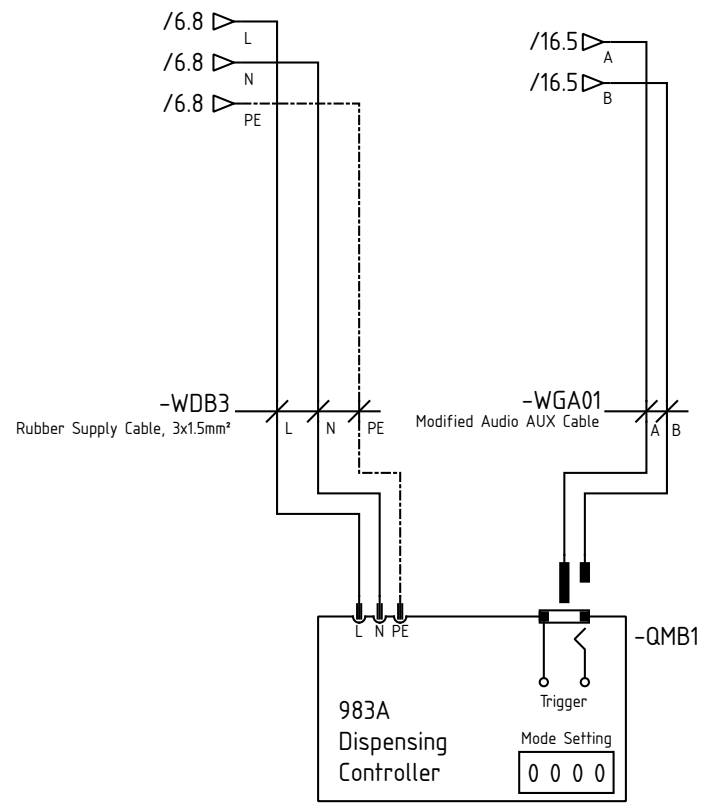
Location: +TS1

This work is licensed under CC-BY-SA-4.0

Date: 2023-05-02

Rev: A





|                               |                                |  |               |
|-------------------------------|--------------------------------|--|---------------|
| Author: rahix                 | Title: CNC Adhesive Applicator | Size: A4                                 | Sheet: 17/22  |
| <h2>Dispenser Controller</h2> |                                | Function:                                | Location: +E1 |
|                               |                                | This work is licensed under CC-BY-SA-4.0 |               |
|                               |                                | Date: 2023-05-02                         | Rev: A        |

|   |   |   |   |   |   |   |   |   |    |
|---|---|---|---|---|---|---|---|---|----|
| 1 | 2 | 3 | 4 | 5 | 6 | 7 | 8 | 9 | 10 |
|---|---|---|---|---|---|---|---|---|----|

| Label      | Location (+) | Textual description   | Manufacturer | Article number          | Folio number |
|------------|--------------|---|--------------|-------------------------|--------------|
| -BGB1      | +G1          | Limit switch with roller, 1n/c  | rahix        |                         | 11           |
| -BGB2      | +G1          | Limit switch with roller, 1n/c  | rahix        |                         | 11           |
| -BGB4      | +G1          | Limit switch with roller, 1n/c  | rahix        |                         | 11           |
| -FCA1      | +TS1         | Fuse terminal, Rated cross-section: 6 mm <sup>2</sup> , Screw connection   Fuse Slow 1.0A | Weidmüller   | WSI 6                   | 10           |
| -FCA2      | +TS1         | Fuse terminal, Rated cross-section: 6 mm <sup>2</sup> , Screw connection   Fuse Slow 1.0A | Weidmüller   | WSI 6                   | 11           |
| -FCA3      | +TS1         | Fuse terminal, Rated cross-section: 6 mm <sup>2</sup> , Screw connection   Fuse Slow 2.5A | Weidmüller   | WSI 6                   | 13           |
| -FCA4      | +TS1         | Fuse terminal, Rated cross-section: 6 mm <sup>2</sup> , Screw connection   Fuse Slow 6.3A | Weidmüller   | WSI 6                   | 17           |
| -KEB1      | +TS1         | Poppy Logic Controller  | rahix        |                         | 16           |
| -KEB2      | +TS1         | Arduino Uno/GRBL based Motion Controller  | rahix        |                         | 17           |
| -KFA1      | +TS1         | PN0Z X3 230VAC 24VDC 3n/o 1n/c 1so  | PILZ         | 774318                  | 9            |
| -KFA2      | +TS1         | Miniature PCB/plug-in Relay 8A, 2co   | finder       | 40.52                   | 9            |
| -MAB1      | +G1          | NEMA17 Stepper 1.7A 0.4Nm Shaft 5mm   | ACT Motor    | 17HS4417P1-X4           | 17           |
| -MAB2      | +G1          | NEMA17 Stepper 1.7A 0.4Nm Shaft 5mm   | ACT Motor    | 17HS4417P1-X4           | 17           |
| -MAB4      | +G1          | NEMA17 Stepper 1.7A 0.4Nm Shaft 5mm   | ACT Motor    | 17HS4417P1-X4           | 17           |
| -PZA1      | +T1          | 40mm R/Y/G Signal Tower with Buzzer   | ELEWIND      |                         | 10           |
| -QBA1      | +S1          | Eaton Moeller® series P1 Main switch, P1, 32 A  | EATON        | P1-32/EA/SVB-SW/N       | 7            |
| -QMB1      | +E1          | 983A Dispensing Controller  | (Various)    | 983A                    | 18           |
| -QMB2      | +A1          | MS4 On/Off Valve  | FESTO        | MS4-EE-1/4-10V24P-S-AD7 | 12           |
| -QMB2.BPB1 | +A1          | Pressure Sensor SDE5  | FESTO        |                         | 12           |
| -QMB3.3    | +E1          | 5/2-way valve, bistable   | FESTO        | CPV14-M1H-5JS-1/8       | 14           |
| -QMB3.7    | +E1          | 5/2-way valve, monostable   | FESTO        | CPV14-M1H-5LS-1/8       | 14           |
| -QMB3.8    | +E1          | 5/2-way valve, monostable   | FESTO        | CPV14-M1H-5LS-1/8       | 13           |
| -SGC1      | +P1          | E-Stop Mushroom Button, YW, 40 mm, 2 n/c  | IDEC         | YW1BV4E02R              | 9            |
| -SJB1      | +P1          | Push-button with indicator light, Color WH  | IDEC         |                         | 10           |
| -SJB2      | +P1          | Push-button with indicator light, Color WH  | IDEC         |                         | 10           |
| -SJB3      | +P1          | Push-button with indicator light, Color BU  | IDEC         |                         | 10           |

|                  |               |                                |  |                  |
|------------------|---------------|--------------------------------|--|------------------|
| <b>Part List</b> | Author: rahix | Title: CNC Adhesive Applicator | Size: A4                                 | Sheet: 18/22     |
|                  |               |                                | Function:                                | Location:        |
|                  |               |                                | This work is licensed under CC-BY-SA-4.0 |                  |
|                  |               |                                |  | Date: 2023-05-02 |

|   |   |   |   |   |   |   |   |   |    |
|---|---|---|---|---|---|---|---|---|----|
| 1 | 2 | 3 | 4 | 5 | 6 | 7 | 8 | 9 | 10 |
|---|---|---|---|---|---|---|---|---|----|

| Label    | Location (+) | Textual description   | Manufacturer    | Article number       | Folio number |
|----------|--------------|---|-----------------|----------------------|--------------|
| -TBA1    | +E1          | 24V 150W Single Output Switching Power Supply   | Meanwell        | LRS-150-24           | 7            |
| -WDB1    | +S1          | Rubber Supply Cable, 3x1.5mm <sup>2</sup>   |                 |                      | 7            |
| -WDB2    | +E1          | Rubber Supply Cable, 3x1.5mm <sup>2</sup>   |                 |                      | 7            |
| -WDB3    | +E1          | Rubber Supply Cable, 3x1.5mm <sup>2</sup>   |                 |                      | 18           |
| -WGA01   | +E1          | Modified Audio AUX Cable  |                 |                      | 18           |
| -WGA02   | +G1          | Sensor Cable 3x0.14mm <sup>2</sup>  |                 |                      | 11           |
| -WGA03   | +G1          | Sensor Cable 3x0.14mm <sup>2</sup>  |                 |                      | 11           |
| -WGA04   | +G1          | Sensor Cable 3x0.14mm <sup>2</sup>  |                 |                      | 11           |
| -WGA05   | +A1          | M12 A-Coded 3x0.25mm <sup>2</sup>   | FESTO           | NEBU M12W5-K-2.5-LE3 | 12           |
| -WGA06   | +A1          | PUR M8 Sensor Cable 3x0.14mm <sup>2</sup>   |                 |                      | 12           |
| -WGA07   | +E1          | Festo DE-25 Valve Terminal Cable  | FESTO           | KMP6-25P-20          | 13           |
| -WGA08   | +G1          | PUR M8 Sensor Cable 3x0.14mm <sup>2</sup>   |                 |                      | 13           |
| -WGA09   | +G1          | PUR M8 Sensor Cable 3x0.14mm <sup>2</sup>   |                 |                      | 13           |
| -WGA10   | +G1          | PUR M8 Sensor Cable 3x0.14mm <sup>2</sup>   |                 |                      | 14           |
| -WGA11   | +G1          | PUR M8 Sensor Cable 3x0.14mm <sup>2</sup>   |                 |                      | 14           |
| -WGA12   | +G1          | PUR M8 Sensor Cable 3x0.14mm <sup>2</sup>   |                 |                      | 14           |
| -WGA13   | +G1          | PUR M8 Sensor Cable 3x0.14mm <sup>2</sup>   |                 |                      | 14           |
| -WGA14   | +TS1         | 4-core shielded 0.14mm <sup>2</sup>   |                 |                      | 17           |
| -XDA1    | +TS1         | PTFIX Distribution Block, 1x Line 6mm <sup>2</sup> , 12x Load 2.5mm <sup>2</sup>                    | Phoenix Contact | PTFIX 6/12X2,5 RD    | 8            |
| -XDA2    | +TS1         | PTFIX Distribution Block, 1x Line 6mm <sup>2</sup> , 12x Load 2.5mm <sup>2</sup>                    | Phoenix Contact | PTFIX 6/12X2,5 BK    | 8            |
| -XDA3    | +TS1         | PTFIX Distribution Block, 1x Line 6mm <sup>2</sup> , 6x Load 2.5mm <sup>2</sup>                     | Phoenix Contact | PTFIX 6/6X2,5 GY     | 8            |
| -XDA4.01 |              | 4-conductor terminal block; 2.5 mm <sup>2</sup> ; for DIN-rail 35; CAGE CLAMP®; gray                | WAGO            | 280-646              | 10           |
| -XDA4.02 |              | 3-conductor ground terminal block; 2.5 mm <sup>2</sup> ; for DIN-rail 35; CAGE CLAMP®; green-yellow | WAGO            | 280-637              | 10           |
| -XDA4.03 |              | 3-conductor terminal block; 2.5 mm <sup>2</sup> ; for DIN-rail 35; CAGE CLAMP®; gray                | WAGO            | 280-641              | 10           |
| -XDA4.04 |              | 3-conductor terminal block; 2.5 mm <sup>2</sup> ; for DIN-rail 35; CAGE CLAMP®; gray                | WAGO            | 280-641              | 10           |
| -XDA4.05 |              | 3-conductor terminal block; 2.5 mm <sup>2</sup> ; for DIN-rail 35; CAGE CLAMP®; gray                | WAGO            | 280-641              | 10           |

|                  |               |                                |  |                  |
|------------------|---------------|--------------------------------|--|------------------|
| <b>Part List</b> | Author: rahix | Title: CNC Adhesive Applicator | Size: A4                                 | Sheet: 19/22     |
|                  |               |                                | Function:                                | Location:        |
|                  |               |                                | This work is licensed under CC-BY-SA-4.0 |                  |
|                  |               |                                |  | Date: 2023-05-02 |

|   |   |   |   |   |   |   |   |   |    |
|---|---|---|---|---|---|---|---|---|----|
| 1 | 2 | 3 | 4 | 5 | 6 | 7 | 8 | 9 | 10 |
|---|---|---|---|---|---|---|---|---|----|

| <i>Label</i> | <i>Location (+)</i> | <i>Textual description</i>  | <i>Manufacturer</i> | <i>Article number</i> | <i>Folio number</i> |
|--------------|---------------------|---|---------------------|-----------------------|---------------------|
| -XDA4.06     |                     | 3-conductor terminal block; 2.5 mm <sup>2</sup> ; for DIN-rail 35; CAGE CLAMP®; gray                | WAGO                | 280-641               | 10                  |
| -XDA4.07     |                     | 3-conductor terminal block; 2.5 mm <sup>2</sup> ; for DIN-rail 35; CAGE CLAMP®; gray                | WAGO                | 280-641               | 10                  |
| -XDA4.08     |                     | 3-conductor terminal block; 2.5 mm <sup>2</sup> ; for DIN-rail 35; CAGE CLAMP®; gray                | WAGO                | 280-641               | 10                  |
| -XDA4.09     |                     | 3-conductor terminal block; 2.5 mm <sup>2</sup> ; for DIN-rail 35; CAGE CLAMP®; gray                | WAGO                | 280-641               | 9                   |
| -XDA4.10     |                     | 3-conductor terminal block; 2.5 mm <sup>2</sup> ; for DIN-rail 35; CAGE CLAMP®; gray                | WAGO                | 280-641               | 9                   |
| -XDA4.11     |                     | 3-conductor terminal block; 2.5 mm <sup>2</sup> ; for DIN-rail 35; CAGE CLAMP®; gray                | WAGO                | 280-641               | 9                   |
| -XDA4.12     |                     | 3-conductor terminal block; 2.5 mm <sup>2</sup> ; for DIN-rail 35; CAGE CLAMP®; gray                | WAGO                | 280-641               | 9                   |
| -XDA4.13     |                     | 3-conductor terminal block; 2.5 mm <sup>2</sup> ; for DIN-rail 35; CAGE CLAMP®; gray                | WAGO                | 280-641               | 9                   |
| -XDA4.14     |                     | 3-conductor terminal block; 2.5 mm <sup>2</sup> ; for DIN-rail 35; CAGE CLAMP®; gray                | WAGO                | 280-641               | 9                   |
| -XDA4.15     |                     | 3-conductor terminal block; 2.5 mm <sup>2</sup> ; for DIN-rail 35; CAGE CLAMP®; gray                | WAGO                | 280-641               | 10                  |
| -XDA4.16     |                     | 3-conductor terminal block; 2.5 mm <sup>2</sup> ; for DIN-rail 35; CAGE CLAMP®; gray                | WAGO                | 280-641               | 10                  |
| -XDA4.17     |                     | 3-conductor terminal block; 2.5 mm <sup>2</sup> ; for DIN-rail 35; CAGE CLAMP®; gray                | WAGO                | 280-641               | 10                  |
| -XDA4.18     |                     | 3-conductor terminal block; 2.5 mm <sup>2</sup> ; for DIN-rail 35; CAGE CLAMP®; gray                | WAGO                | 280-641               | 10                  |
| -XDA4.19     |                     | 3-conductor terminal block; 2.5 mm <sup>2</sup> ; for DIN-rail 35; CAGE CLAMP®; gray                | WAGO                | 280-641               | 10                  |
| -XDA4.20     |                     | 3-conductor terminal block; 2.5 mm <sup>2</sup> ; for DIN-rail 35; CAGE CLAMP®; gray                | WAGO                | 280-641               | 10                  |
| -XDA4.21     |                     | 3-conductor terminal block; 2.5 mm <sup>2</sup> ; for DIN-rail 35; CAGE CLAMP®; gray                | WAGO                | 280-641               | 12                  |
| -XDA4.22     |                     | 3-conductor terminal block; 2.5 mm <sup>2</sup> ; for DIN-rail 35; CAGE CLAMP®; gray                | WAGO                | 280-641               | 12                  |
| -XDA4.23     |                     | 3-conductor terminal block; 2.5 mm <sup>2</sup> ; for DIN-rail 35; CAGE CLAMP®; gray                | WAGO                | 280-641               | 12                  |
| -XDA4.24     |                     | 3-conductor terminal block; 2.5 mm <sup>2</sup> ; for DIN-rail 35; CAGE CLAMP®; gray                | WAGO                | 280-641               | 17                  |
| -XDA4.25     |                     | 3-conductor terminal block; 2.5 mm <sup>2</sup> ; for DIN-rail 35; CAGE CLAMP®; gray                | WAGO                | 280-641               | 17                  |
| -XDA4.26     |                     | 3-conductor terminal block; 2.5 mm <sup>2</sup> ; for DIN-rail 35; CAGE CLAMP®; gray                | WAGO                | 280-641               | 12                  |
| -XDA4.27     |                     | 3-conductor terminal block; 2.5 mm <sup>2</sup> ; for DIN-rail 35; CAGE CLAMP®; gray                | WAGO                | 280-641               | 12                  |
| -XDA4.28     |                     | 3-conductor terminal block; 2.5 mm <sup>2</sup> ; for DIN-rail 35; CAGE CLAMP®; gray                | WAGO                | 280-641               | 13                  |
| -XDA4.29     |                     | 3-conductor ground terminal block; 2.5 mm <sup>2</sup> ; for DIN-rail 35; CAGE CLAMP®; green-yellow | WAGO                | 280-637               | 13                  |
| -XDA4.30     |                     | 3-conductor terminal block; 2.5 mm <sup>2</sup> ; for DIN-rail 35; CAGE CLAMP®; gray                | WAGO                | 280-641               | 13                  |
| -XDA4.31     |                     | 3-conductor terminal block; 2.5 mm <sup>2</sup> ; for DIN-rail 35; CAGE CLAMP®; gray                | WAGI                | 280-641               | 14                  |

|                  |               |                                |  |                  |
|------------------|---------------|--------------------------------|--|------------------|
| <b>Part List</b> | Author: rahix | Title: CNC Adhesive Applicator | Size: A4                                 | Sheet: 20/22     |
|                  |               |                                | Function:                                | Location:        |
|                  |               |                                | This work is licensed under CC-BY-SA-4.0 |                  |
|                  |               |                                |  | Date: 2023-05-02 |

|   |   |   |   |   |   |   |   |   |    |
|---|---|---|---|---|---|---|---|---|----|
| 1 | 2 | 3 | 4 | 5 | 6 | 7 | 8 | 9 | 10 |
|---|---|---|---|---|---|---|---|---|----|

| <i>Label</i> | <i>Location (+)</i> | <i>Textual description</i>  | <i>Manufacturer</i> | <i>Article number</i> | <i>Folio number</i> |
|--------------|---------------------|---|---------------------|-----------------------|---------------------|
| -XDA4.32     |                     | 3-conductor terminal block; 2.5 mm <sup>2</sup> ; for DIN-rail 35; CAGE CLAMP®; gray                | WAGO                | 280-641               | 14                  |
| -XDA4.33     |                     | 3-conductor terminal block; 2.5 mm <sup>2</sup> ; for DIN-rail 35; CAGE CLAMP®; gray                | WAGO                | 280-641               | 14                  |
| -XDA4.34     |                     | 3-conductor terminal block; 2.5 mm <sup>2</sup> ; for DIN-rail 35; CAGE CLAMP®; gray                | WAGO                | 280-641               | 15                  |
| -XDA4.35     |                     | 3-conductor terminal block; 2.5 mm <sup>2</sup> ; for DIN-rail 35; CAGE CLAMP®; gray                | WAGO                | 280-641               | 15                  |
| -XDA4.36     |                     | 3-conductor terminal block; 2.5 mm <sup>2</sup> ; for DIN-rail 35; CAGE CLAMP®; gray                | WAGO                | 280-641               | 15                  |
| -XDA4.37     |                     | 3-conductor terminal block; 2.5 mm <sup>2</sup> ; for DIN-rail 35; CAGE CLAMP®; gray                | WAGO                | 280-641               | 15                  |
| -XDA4.38     |                     | 3-conductor terminal block; 2.5 mm <sup>2</sup> ; for DIN-rail 35; CAGE CLAMP®; gray                | WAGO                | 280-641               | 15                  |
| -XDA4.39     |                     | 3-conductor terminal block; 2.5 mm <sup>2</sup> ; for DIN-rail 35; CAGE CLAMP®; gray                | WAGO                | 280-641               | 15                  |
| -XDA4.40     |                     | 3-conductor ground terminal block; 2.5 mm <sup>2</sup> ; for DIN-rail 35; CAGE CLAMP®; green-yellow | WAGO                | 280-637               | 13                  |
| -XDA5.00     | +TS1                | Feeder Terminal   | Siemens             | 8WA2 011-3KE00        | 11                  |
| -XDA5.01     | +TS1                | Initiator Terminal  | Siemens             | 8WA2 011-3KE10        | 11                  |
| -XDA5.02     | +TS1                | Initiator Terminal  | Siemens             | 8WA2 011-3KE10        | 11                  |
| -XDA5.03     | +TS1                | Initiator Terminal  | Siemens             | 8WA2 011-3KE10        | 11                  |
| -XDA5.04     | +TS1                | Initiator Terminal  | Siemens             | 8WA2 011-3KE10        | 11                  |
| -XDA5.05     | +TS1                | Initiator Terminal  | Siemens             | 8WA2 011-3KE10        | 12                  |
| -XDA5.06     | +TS1                | Initiator Terminal  | Siemens             | 8WA2 011-3KE10        | 13                  |
| -XDA5.07     | +TS1                | Initiator Terminal  | Siemens             | 8WA2 011-3KE10        | 13                  |
| -XDA5.08     | +TS1                | Initiator Terminal  | Siemens             | 8WA2 011-3KE10        | 14                  |
| -XDA5.09     | +TS1                | Initiator Terminal  | Siemens             | 8WA2 011-3KE10        | 14                  |
| -XDA5.10     | +TS1                | Initiator Terminal  | Siemens             | 8WA2 011-3KE10        | 14                  |
| -XDA5.11     | +TS1                | Initiator Terminal  | Siemens             | 8WA2 011-3KE10        | 14                  |
| -XDA5.12     | +TS1                | Initiator Terminal  | Siemens             | 8WA2 011-3KE10        | 15                  |
| -XDA5.13     | +TS1                | Initiator Terminal  | Siemens             | 8WA2 011-3KE10        | 15                  |
| -XDA5.14     | +TS1                | Initiator Terminal  | Siemens             | 8WA2 011-3KE10        | 15                  |
| -XDA5.15     | +TS1                | Initiator Terminal  | Siemens             | 8WA2 011-3KE10        | 15                  |
| -XDA6.1      | +T1                 | 2-conductor terminal block; 1-pole; screw mounting; 2.5 mm <sup>2</sup> ; CAGE CLAMP®; gray         | WAGO                | 261-301               | 10                  |

|                  |               |                                |  |                  |
|------------------|---------------|--------------------------------|--|------------------|
| <b>Part List</b> | Author: rahix | Title: CNC Adhesive Applicator | Size: A4                                 | Sheet: 21/22     |
|                  |               |                                | Function:                                | Location:        |
|                  |               |                                | This work is licensed under CC-BY-SA-4.0 |                  |
|                  |               |                                |  | Date: 2023-05-02 |

|   |   |   |   |   |   |   |   |   |    |
|---|---|---|---|---|---|---|---|---|----|
| 1 | 2 | 3 | 4 | 5 | 6 | 7 | 8 | 9 | 10 |
|---|---|---|---|---|---|---|---|---|----|

| Label    | Location (+) | Textual description  | Manufacturer    | Article number      | Folio number |
|----------|--------------|--|-----------------|---------------------|--------------|
| -XDA6.2  | +T1          | 2-conductor terminal block; 1-pole; screw mounting; 2.5 mm²; CAGE CLAMP®; gray         | WAGO            | 261-301             | 10           |
| -XDA6.3  | +T1          | 2-conductor terminal block; 1-pole; screw mounting; 2.5 mm²; CAGE CLAMP®; gray         | WAGO            | 261-301             | 10           |
| -XDA6.4  | +T1          | 2-conductor terminal block; 1-pole; screw mounting; 2.5 mm²; CAGE CLAMP®; gray         | WAGO            | 261-301             | 10           |
| -XDA6.5  | +T1          | 2-conductor terminal block; 1-pole; screw mounting; 2.5 mm²; CAGE CLAMP®; gray         | WAGO            | 261-301             | 10           |
| -XDA6.6  | +T1          | 2-conductor terminal block; 1-pole; screw mounting; 2.5 mm²; CAGE CLAMP®; gray         | WAGO            | 261-301             | 10           |
| -XDA6.7  | +T1          | 2-conductor terminal block; 1-pole; screw mounting; 2.5 mm²; CAGE CLAMP®; gray         | WAGO            | 261-301             | 10           |
| -XDA6.8  | +T1          | 2-conductor terminal block; 1-pole; screw mounting; 2.5 mm²; CAGE CLAMP®; gray         | WAGO            | 261-301             | 10           |
| -XDA7.01 |              | 2-conductor terminal block; 1-pole; screw mounting; 2.5 mm²; CAGE CLAMP®; gray         | WAGO            | 261-301             | 10           |
| -XDA7.02 |              | 2-conductor terminal block; 1-pole; screw mounting; 2.5 mm²; CAGE CLAMP®; gray         | WAGO            | 261-301             | 10           |
| -XDA7.03 |              | 2-conductor terminal block; 1-pole; screw mounting; 2.5 mm²; CAGE CLAMP®; gray         | WAGO            | 261-301             | 10           |
| -XDA7.04 |              | 2-conductor terminal block; 1-pole; screw mounting; 2.5 mm²; CAGE CLAMP®; gray         | WAGO            | 261-301             | 10           |
| -XDA7.05 |              | 2-conductor terminal block; 1-pole; screw mounting; 2.5 mm²; CAGE CLAMP®; gray         | WAGO            | 261-301             | 10           |
| -XDA7.06 |              | 2-conductor terminal block; 1-pole; screw mounting; 2.5 mm²; CAGE CLAMP®; gray         | WAGO            | 261-301             | 10           |
| -XDA7.07 |              | 2-conductor terminal block; 1-pole; screw mounting; 2.5 mm²; CAGE CLAMP®; gray         | WAGO            | 261-301             | 10           |
| -XDA7.08 |              | 2-conductor terminal block; 1-pole; screw mounting; 2.5 mm²; CAGE CLAMP®; gray         | WAGO            | 261-301             | 9            |
| -XDA7.09 |              | 2-conductor terminal block; 1-pole; screw mounting; 2.5 mm²; CAGE CLAMP®; gray         | WAGO            | 261-301             | 9            |
| -XDA7.10 |              | 2-conductor terminal block; 1-pole; screw mounting; 2.5 mm²; CAGE CLAMP®; gray         | WAGO            | 261-301             | 9            |
| -XDA7.11 |              | 2-conductor terminal block; 1-pole; screw mounting; 2.5 mm²; CAGE CLAMP®; gray         | WAGO            | 261-301             | 9            |
| -XDA7.12 |              | 2-conductor terminal block; 1-pole; screw mounting; 2.5 mm²; CAGE CLAMP®; gray         | WAGO            | 261-301             | 9            |
| -XDA7.13 |              | 2-conductor terminal block; 1-pole; screw mounting; 2.5 mm²; CAGE CLAMP®; gray         | WAGO            | 261-301             | 9            |
| -XDA7.14 |              | 2-conductor terminal block; 1-pole; screw mounting; 2.5 mm²; CAGE CLAMP®; green-yellow | WAGO            | 261-307             | 10           |
| -XDB1    | +S1          | C14 receptacle, screw terminals  | MPE-GARRY       | 42R014122           | 7            |
| -XEA1    | +TS1         | PTFIX Distribution Block, 1x Line 6mm², 12x Load 2.5mm²                                | Phoenix Contact | PTFIX 6/12X2,5 GNYE | 8            |

|                  |               |                                |  |                  |
|------------------|---------------|--------------------------------|--|------------------|
| <b>Part List</b> | Author: rahix | Title: CNC Adhesive Applicator | Size: A4                                 | Sheet: 22/22     |
|                  |               |                                | Function:                                | Location:        |
|                  |               |                                | This work is licensed under CC-BY-SA-4.0 |                  |
|                  |               |                                |  | Date: 2023-05-02 |